

212

**GOVERNMENT OF NATIONAL CAPITAL TERRITORY OF DELHI**  
**HEADQUARTERS: DELHI FIRE SERVICE: CONNAUGHT PLACE**

**NEW DELHI-110 001.**

No. F.6/DFS/MS/School/2025/SZ/ 864

Dated: 04/07/2025

**FIRE SAFETY CERTIFICATE**

Certified that the **Shri Sanatan Dharam Mata Channan Devi Saraswati Shishu Mandir** located at Subhash Nagar, New Delhi- 110027, school running at first floor only in a building comprised of ground plus one upper floor (Mandir at ground floor), owned/occupied by **Samarath Siksha Samiti (Regd.)**. The school building was inspected by the officer concerned of this department on dated 28.06.2025 in the presence of Ms. Monika Bhalla (Principal), and found that the school building have complied with the fire prevention and fire safety requirements in accordance with the fire prevention and fire safety requirements in accordance with Rule 33 of the Delhi Fire Service Rules, 2010 and that the building/ premises (**first floor only**) is fit for occupancy class B "**Educational Building**" with effect from 04/07/2025 for a period of **three years** in accordance with the Rule 36 unless renewed under Rule 37 or sooner cancelled under Rule 40 and subject to compliance of the conditions under Rule 38 of the Delhi Fire Service Rules, 2010, printed below.

Issued on 04/07/2025 at New Delhi.

(Atul Garg)

Director

Delhi Fire Service

07/07/25

Copy to:-

1. The Principal, Shri Sanatan Dharam Mata Channan Devi Saraswati Shishu Mandir located at Subhash Nagar, New Delhi- 110027.
2. Director of Education, Govt. of NCT of Delhi, Old Secretariat, New Delhi – 110054.

**Conditions for validity of fire safety certificate: -**

1. All the fire safety arrangements provided therein shall be maintained in good working condition at all times.
2. The means of escape shall be kept unlocked and unobstructed for unhindered evacuation of occupants in case of emergency.
3. Any loss of life or property due to non-functional fire safety measures shall be at the risk and responsibility of the management.
4. The trained staff should be available round the clock.
5. Any deviations w.r.t. construction shall be verified by the concerned building sanctioning agency.
6. The certificate may not be treated in any case for the regularization of the unauthorized construction, if any.
7. The owner/occupier shall submit a declaration every year in the form 'K' provided in the first schedule of Delhi Fire Service Rules 2010, form is available on [www.dfs.delhigovt.nic.in](http://www.dfs.delhigovt.nic.in).
8. The owner/occupier shall apply for renewal of this Fire Safety Certificate to the Director in



## INSPECTION REPORT

1. Name & address of the building : Shri Sanatan Dharam Mata Channan Devi Saraswati Shishu Mandir  
At Mohan Garden, Uttam Nagar, New Delhi- 110059
2. Building is comprised of : G+1 upper floor, school running at first floor only (Mandir at ground floor)
3. Type of Occupancy : Educational
4. Type of Case : New Case
5. Details of Previous FSC : N/A
6. Fire Safety directives letter No : N/A
7. Date of inspection : 28.06.2025
8. Name of Inspecting Officer : A.D.O. R.K. Yadav
9. Name and designation of officers  
From the building side : Mrs. Monika Bhalla (Principal)
10. Year of Construction : 1972 (As per Rent Agreement placed at C-3)
11. Applicant's letter No. : SSMSN/2025-26 dated 13.05.2025

| S. No. | Minimum Standards on fire prevention and fire safety U/R 33   | Requirement                                       | Provided at site                             | Remarks MR/NMR                  |
|--------|---|---|--|---------------------------------|
| 1.     | <b>Access to building</b>   |   |  |                                 |
|        | <ul style="list-style-type: none"> <li>Road width</li> <li>Gate width</li> <li>Width of internal road</li> </ul>  | Accessible 06 m<br>4.5 m<br>N/A                   | 06 m<br>Directly accessible from road<br>N/A | MR<br>MR<br>N/A                 |
| 2.     | <b>Number, Width, Type &amp; Arrangement of Exits</b>   |   |  |                                 |
|        | a. Number of staircases   |   |  |                                 |
|        | <ul style="list-style-type: none"> <li>Upper Floors</li> <li>Basements</li> </ul>   | 02 nos.<br>N/A                                    | 02 Nos.<br>N/A                               | MR<br>N/A                       |
|        | b. Width of staircases  |   |  |                                 |
|        | <ul style="list-style-type: none"> <li>Upper Floor</li> <li>Basements</li> </ul>  | 1.50 m & 0.75 m<br>N/A                            | 1.50 m & 1.35 m<br>N/A                       | MR<br>N/A                       |
|        | c. Protection of exits  |   |  |                                 |
|        | <ul style="list-style-type: none"> <li>Fire check door</li> <li>Pressurization</li> </ul>   | N/A<br>N/A  | N/A<br>N/A                                   | N/A<br>N/A                      |
|        | d. No. of continuous staircases to terrace  | N/A   | N/A  | N/A                             |
|        | e. Width of Corridor  | N/A   | N/A  | N/A                             |
|        | f. Door Size  | 1.20 m  | Provided                                     | MR                              |
| 3.     | <b>Compartmentation</b>   |   |  |                                 |
|        | <ul style="list-style-type: none"> <li>Fire check door</li> <li>Sealing of electrical shafts</li> <li>Fire Rating of shaft door</li> <li>Water Curtain</li> <li>Fire Dampers</li> </ul> | N/A<br>N/A<br>N/A<br>N/A<br>N/A                   | N/A<br>N/A<br>N/A<br>N/A<br>N/A              | N/A<br>N/A<br>N/A<br>N/A<br>N/A |
| 4.     | <b>Smoke Management System</b>  |   |  |                                 |
|        | <ul style="list-style-type: none"> <li>Basements</li> <li>Upper floors</li> </ul>   | N/A<br>Required                                   | N/A<br>Natural ventilation provided          | N/A<br>MR                       |
| 5.     | <b>Fire Extinguishers</b>   |   |  |                                 |
|        | <ul style="list-style-type: none"> <li>Total numbers</li> <li>Types</li> <li>IS marking</li> </ul>  | 08 no's<br>ABC/CO <sub>2</sub> type<br>ISI marked | Provided<br>Provided<br>Provided             | MR<br>MR<br>MR                  |
| 6.     | <b>First-Aid Hose Reels</b>   |   |  |                                 |
|        | <ul style="list-style-type: none"> <li>Total numbers on each floor</li> <li>Length of hose reel hose</li> <li>Nozzle diameter</li> </ul>  | N/A<br>N/A<br>N/A                                 | N/A<br>N/A<br>N/A                            | N/A<br>N/A<br>N/A               |

|     |   |          |          |     |
|-----|---|----------|----------|-----|
| 7.  | <b>Automatic fire detection and alarming system</b> |          |          |     |
|     | • Type of detectors                                 | N/A      | N/A      | N/A |
|     | • Location of Main Panel                            | N/A      | N/A      | N/A |
|     | • Location of Repeater Panel                        | N/A      | N/A      | N/A |
|     | • Alternate source of power                         | N/A      | N/A      | N/A |
|     | • Hooters' Location                                 | N/A      | N/A      | N/A |
| 8.  | <b>MOEFA</b>  | N/A      | N/A      | N/A |
| 9.  | <b>Public Address System</b>                        | N/A      | N/A      | N/A |
| 10. | <b>Automatic Sprinkler System</b>                   |          |          |     |
|     | • Basement  | N/A      | N/A      | N/A |
|     | • Ground Floor                                      | N/A      | N/A      | N/A |
|     | • Sprinkler above false ceiling                     | N/A      | N/A      | N/A |
| 11. | <b>Internal Hydrants</b>                            |          |          |     |
|     | • Size of riser/down-comer                          | N/A      | N/A      | N/A |
|     | • Number of hydrants per floor                      | N/A      | N/A      | N/A |
|     | • Hose Box  | N/A      | N/A      | N/A |
| 12. | <b>Yard Hydrants</b>                                |          |          |     |
|     | • Total number of hydrants                          | N/A      | N/A      | N/A |
|     | • Hose Box  | N/A      | N/A      | N/A |
| 13. | <b>Pumping Arrangements</b>                         |          |          |     |
|     | • Ground Level                                      |          |          |     |
|     | ➤ Discharge of main Pump                            | N/A      | N/A      | N/A |
|     | ➤ Head of Main pump                                 | N/A      | N/A      | N/A |
|     | ➤ Number of main pumps                              | N/A      | N/A      | N/A |
|     | ➤ Jockey Pump out put                               | N/A      | N/A      | N/A |
|     | ➤ Jockey pump head                                  | N/A      | N/A      | N/A |
|     | ➤ Standby Pump out put                              | N/A      | N/A      | N/A |
|     | ➤ Standby Pump Head                                 | N/A      | N/A      | N/A |
|     | ➤ Auto Starting/Manual Stopping                     | N/A      | N/A      | N/A |
|     | ➤ Pump House Access                                 | N/A      | N/A      | N/A |
|     | • Terrace level                                     |          |          |     |
|     | ➤ Discharge of pump                                 | N/A      | N/A      | N/A |
|     | ➤ Head of the pump                                  | N/A      | N/A      | N/A |
|     | ➤ Power Supply                                      | N/A      | N/A      | N/A |
|     | ➤ Auto Starting of pump                             | N/A      | N/A      | N/A |
| 14. | <b>Captive Water Storage for fire fighting</b>      |          |          |     |
|     | • Underground tank capacity                         | N/A      | N/A      | N/A |
|     | ➤ Draw-off connection                               | N/A      | N/A      | N/A |
|     | ➤ Fire service inlet                                | N/A      | N/A      | N/A |
|     | ➤ Access to tank                                    | N/A      | N/A      | N/A |
|     | • Overhead Tank capacity                            | N/A      | N/A      | N/A |
| 15. | <b>Exit Signage.</b>                                | Required | Provided | MR  |
| 16. | <b>Provision of Lifts. (No Lift)</b>                |          |          |     |
|     | • Pressurization of Lift Shaft                      | N/A      | N/A      | N/A |
|     | • Pressurization of Lift lobby                      | N/A      | N/A      | N/A |
|     | • Communication In lift Car                         | N/A      | N/A      | N/A |
|     | • Fireman's Grounding Switch                        | N/A      | N/A      | N/A |
|     | • Lift Signage                                      | N/A      | N/A      | N/A |




17/3

|     |   |     |     |     |
|-----|---|-----|-----|-----|
| 17. | Standby power supply  | N/A | N/A | N/A |
| 18. | Refuge Area.  |     |     |     |
|     | ➤ Total Area  | N/A | N/A | N/A |
|     | ➤ Location  | N/A | N/A | N/A |
| 19. | Fire Control Room   |     |     |     |
|     | • Detector System Panel   | N/A | N/A | N/A |
|     | • Flow Switch Panel   | N/A | N/A | N/A |
|     | • PA System Panel   | N/A | N/A | N/A |
|     | • Battery backup  | N/A | N/A | N/A |
|     | • Building Floor Plans  | N/A | N/A | N/A |
| 20. | Special Fire Protection System for Protection of special Risks, if any: | N/A | N/A | N/A |

The fire protection systems provided in the building were test checked and found not functional at the time of inspection.

Keeping in view of the above compliance of the minimum standards of fire prevention and fire safety measures under Rule 35 of the Delhi Fire Service Rules 2010, it's recommended to grant Fire Safety Certificate.


Note: - The school building comprised of ground plus one upper floor but school running at first floor only (Mandir at ground floor) and school building constructed before 1972 as per rent agreement submitted by school management (placed at C-3)

  
 Signature of the Inspecting Officer  
 Name- R.K. Yadav  
 Designation- ADO (JKP)

DO (South West)


  
 1/7/25

  
 2/7/2025

  
 Director  
 2/7/25

R T/ Letter & put up for sign/please

  
 DIRECTOR  
 3/7/25

  
 3/7/2025