

GOVERNMENT OF NATIONAL CAPITAL TERRITORY OF DELHI
HEADQUARTERS: DELHI FIRE SERVICE: CONNAUGHT PLACE
NEW DELHI-110001

No.F.6/DFS/MS/GH/2025/SZ/ 474

Dated: .21./08./2025

FIRE SAFETY CERTIFICATE

Certified that M/s Hotel Saket 27 located at J-26, Mandir Marg, Saket, New Delhi 110017 comprised of Basement, Stilt, upper ground & three upper floors (upper ground: - 05 guest room, 1st Floor: - 06 guest room, 2nd Floor: - 08 guest room & 3rd Floor: - 08 guest room (Total- 27 Guest Room) owner/occupied by Mohan Bhushan was issued Fire Safety Certificate by this department vide letter No. F6/DFS/MS/GH/2022/SZ/465 dated 11/10/2022. The premise was inspected by the officer concerned of this department on 14/08/2025 in the presence of Mr. Mohan Bhushan and found that the said premises have deemed complied with the fire prevention and fire safety requirements in accordance with rule 33 of the Delhi Fire Service Rules, 2010 and that the premises is **fit for occupancy class "Residential, Group-A/Guest House with 27 guest rooms only"** as above with effect from 21/08/2025 for a period of Three years, in accordance with Rule 36 unless renewed under Rule 37 or sooner cancelled under Rule 40 and subject to compliance of the conditions under Rule 38 of the Delhi Fire Service Rules, 2010.

Issued on 21/08/2025 at New Delhi by


21.8.2025
Virendra Singh
Chief Fire Officer
Delhi Fire Service


Copy to: -

1. The Commissioner, Municipal Corporation of Delhi, to ensure the occupancy as detailed above deviation and if any.
2. Online ID No- 2025080412217 dated 04/08/2025.
3. The Owner, M/s Hotel Saket 27 located at J-26, Mandir Marg, Saket, New Delhi 110017.

Conditions for the validity of Fire Safety Certificate: -

1. All the means of escape shall be kept free from any type of obstruction all the time.
2. All the employees shall be acquainted with the use and maintenance of all fire equipment and method of smooth and speedy safe evacuation of occupants in case of emergency
3. All the fire safety arrangements provided therein shall be maintained in good working condition at all time as seem during inspection. Any loss of life or property due to non-functional fire safety measures shall be at the responsibility of the management.
4. Any deviation, with regards to construction, ventilation, occupancy, electric installation etc. may be got verified from the concerned authorities. This Fire Safety Certificate is valid only for permanent building structure as per plan.
5. This fire safety certificate may not be treated in any case of regularizations of unauthorized construction/unauthorized use of land or activities, if any.
6. The basement shall be used as per the provisions of BBL /NBC Part- IV.
7. The owner / occupier shall submit a declaration **every year** in **Form "K"** provided in the first schedule of Delhi Fire Service Rules 2010. The form is available on the official website of Delhi Fire Service i.e. www.dfs.delhigovt.nic.in.
8. "The owner/occupier shall apply for renewal of this Fire Safety Certificate to the MCD portal along with a copy of this Certificate, **six months** prior to its expiry".

INSPECTION REPORT


| | | | | |
|--------|---|--|--|----------------------------------|
| 1 | Name & Address of the Building | M/s Hotel Saket 27, at J-26, Mandir Marg, Saket, New Delhi 110017. | | |
| 2 | Type of Occupancy | Residential, "Group-A" (Guest House) | | |
| 3 | Building Comprised of | Basement, Stilt, Upper Ground & 03 upper floors | | |
| 4 | Type of Case | Renewal | | |
| 5 | Details of Previous NOC | F6/DFS/MS/GH/SZ/2022/SZ/465 dated 11/10/2022 | | |
| 6 | Fire Safety Directives Letter No | Nil | | |
| 7 | Date of Inspection | 14/08/2025 | | |
| 8 | Name of the Inspecting Officers | ADO (RN) | | |
| 9 | Name & Designation of Officers from the building side | Mr. Mohan Bhushan | | |
| 10 | Year of construction | 2019 Total 27 Guest room | | |
| 11 | Applicant letter No. | MHA Portal ID 2025080412217 dated 04/08/2025 | | |
| S. No. | Minimum standards on Fire Prevention and Fire Safety U/R 33 | Old NOC requirements | Provided at Site | Remarks MR/NMR |
| 1 | Access to Building. | | | |
| | <ul style="list-style-type: none"> Road width Gate width Width of internal road | Required -NA- -NA- | 09 mtr -NA- -NA- | MR -NA- -NA- |
| 2 | Number, width, type & arrangement of exits. | | | |
| | a) Number of Staircase | | | |
| | ➤ Upper floors. | 02 Nos | 02 Nos | MR |
| | ➤ Basement floor. | 02 Nos | 02 Nos | MR |
| | b) Width of Staircase | | | |
| | ➤ Upper floors | 1.25 mtr | 1.25m & 1.50m (IRON) | MR |
| | ➤ Basement floor | 1.25 mtr | 1.25m & 1.50m (IRON) | MR |
| | c) Protection of exits | | | |
| | ➤ Fire check door as per clause 7.31 | Required | Provided | MR |
| | ➤ Pressurization | Required | Provided | MR |
| | d) No. of continuous staircase to terrace | Required | 02 Provided | MR |
| | e) Width of corridor | -NA- | NA | -NA- |
| | f) Door size | 1m | 1.75 m | MR |
| 3 | Compartmentation. | | | |
| | <ul style="list-style-type: none"> Fire check door. Sealing of electrical shafts. Fire rating of shaft door. Water curtain Fire dampers | Required Required -NA- -NA- -NA- | Provided Provided -NA- -NA- -NA- | MR MR -NA- -NA- -NA- |
| 4 | Smoke Management system. | As per clause 7.31 in UBBBL 2016 | | |
| | <ul style="list-style-type: none"> Basement Upper floors | Required Required | Exhaust fan provided Exhaust fan provided | MR MR |
| 5 | Fire Extinguishers. | | | |
| | <ul style="list-style-type: none"> Total numbers Types ISI Marking | 18 Nos ABC / CO2 ISI marked | Provided ABC & CO2 Provided | MR MR MR |
| 6 | First Aid Hose Reels. | | | |
| | <ul style="list-style-type: none"> Total numbers on each floor. Length of hose-reel hose. Nozzle Diameter | One 30 mtr 5 mm | Provided Provided Provided | MR MR MR |
| 7 | Automatic fire detection & alarming system. | As per clause 7.31 in UBBBL 2016 | | |
| | <ul style="list-style-type: none"> Type of detectors Location of Main Panel Location of Repeater Panel Alternate source of power Hooter's location | Co type Required NA Required Required | Provided Provided NA Provided All floors | MR MR NA MR MR |
| 8 | MOEFA | Required | Provided | MR |
| 9 | Public Address System | -NA- | NA | -NA- |
| 10 | Automatic Sprinkler System | | | |
| | <ul style="list-style-type: none"> Basement Upper floors Sprinkler above false ceiling | Required -NA- -NA- | Provided (200m ²) -NA- -NA- | MR -NA- -NA- |

| | | | | |
|----|---|-----------|-------------------|------|
| 11 | Internal Hydrants. | N/16 | | |
| | • Size of Riser/Down-comer | 100 mm | Provided | MR |
| | • Number of Hydrant per floor | 01 No | Provided | MR |
| | • Hose box. | 01 No | Provided | MR |
| 12 | Yard Hydrants. | | | |
| | • Total number of hydrants. | -NA- | -NA- | -NA- |
| | • Hose box. | -NA- | -NA- | -NA- |
| 13 | Pumping arrangements. | | | |
| | • Ground Level | | | |
| | ➤ Discharge of main pump. | -NA- | -NA- | -NA- |
| | ➤ Head of main pump. | -NA- | -NA- | -NA- |
| | ➤ Number of main pumps. | -NA- | -NA- | -NA- |
| | ➤ Jockey Pump output. | -NA- | -NA- | -NA- |
| | ➤ Jockey Pump head. | -NA- | -NA- | -NA- |
| | ➤ Standby Pump output. | -NA- | -NA- | -NA- |
| | ➤ Standby Pump head. | -NA- | -NA- | -NA- |
| | ➤ Auto Starting/Manual Stopping. | -NA- | -NA- | -NA- |
| | ➤ Pump house access. | -NA- | -NA- | -NA- |
| | • Terrace Level | | | |
| | ➤ Discharge of pump. | 450 LPM | 900 LPM & 180 LPM | MR |
| | ➤ Head of pump. | 40m | 40 m | MR |
| | ➤ Power supply. | Provided | Provided | MR |
| | ➤ Auto starting of pump. | Provided | Provided | MR |
| 14 | Captive water storage for fire fighting. | | | |
| | • Underground tank capacity. | -NA- | 50,000 LTR | -NA- |
| | ➤ Draw-off connection. | -NA- | -NA- | -NA- |
| | ➤ Fire Service Inlet. | -NA- | -NA- | -NA- |
| | ➤ Access to tank. | -NA- | -NA- | -NA- |
| | • Overhead tank capacity. | 5,000 LTR | 20,000 LTR | MR |
| 15 | Exit Signage. | Required | Provided | MR |
| 16 | Provision of Lifts. | | | |
| | • Pressurization of lift shaft. | Required | Provided | MR |
| | • Pressurization of lift lobby. | -NA- | -NA- | -NA- |
| | • Communication in lift car. | Required | Provided | MR |
| | • Fireman's switch. | Required | Provided | MR |
| | • Lift signage. | Required | Provided | MR |
| 17 | Standby Power Supply | Required | Provided (DG Set) | MR |
| 18 | Refuge Area | | | |
| | • Total area | -NA- | -NA- | -NA- |
| | • Location | -NA- | -NA- | -NA- |
| 19 | Fire Control Room. | | | |
| | • Detector system panel. | -NA- | -NA- | -NA- |
| | • Flow switch panel. | -NA- | -NA- | -NA- |
| | • PA system panel. | -NA- | -NA- | -NA- |
| | • Battery backup. | -NA- | -NA- | -NA- |
| | • Building floor plan. | -NA- | -NA- | -NA- |
| 20 | Special Fire Protection System for the Protection of special Risk, if any. | -NA- | -NA- | -NA- |

N/17

The fire protection system provided in the building were randomly checked and found functional at the time of inspection.


Keeping in view of the deemed compliance of the minimum standard on fire prevention and fire safety measures as required under the rules, the FSC issued vide letter no. F6/DFS/MS/GH/2022/SZ/465 dated 11/10/2022, it is **recommended for renewal** under rule 37 of the Delhi Fire Service rules 2010.


Signature of the Inspecting Officer
Name: C.L. Meena
Design: ADO (RN)

DO (South)


18/8/2025

CFO/


18/8/2025

Principal Director

Cfo to Dm.

Cfo/


19/08/25


ADO (RN)


20/8/2025

As approved, F.T. letter is put up for your signature please.

CFO/


21/8/2025


20/08/2025

ADO (RN)

MS

uploaded fsc